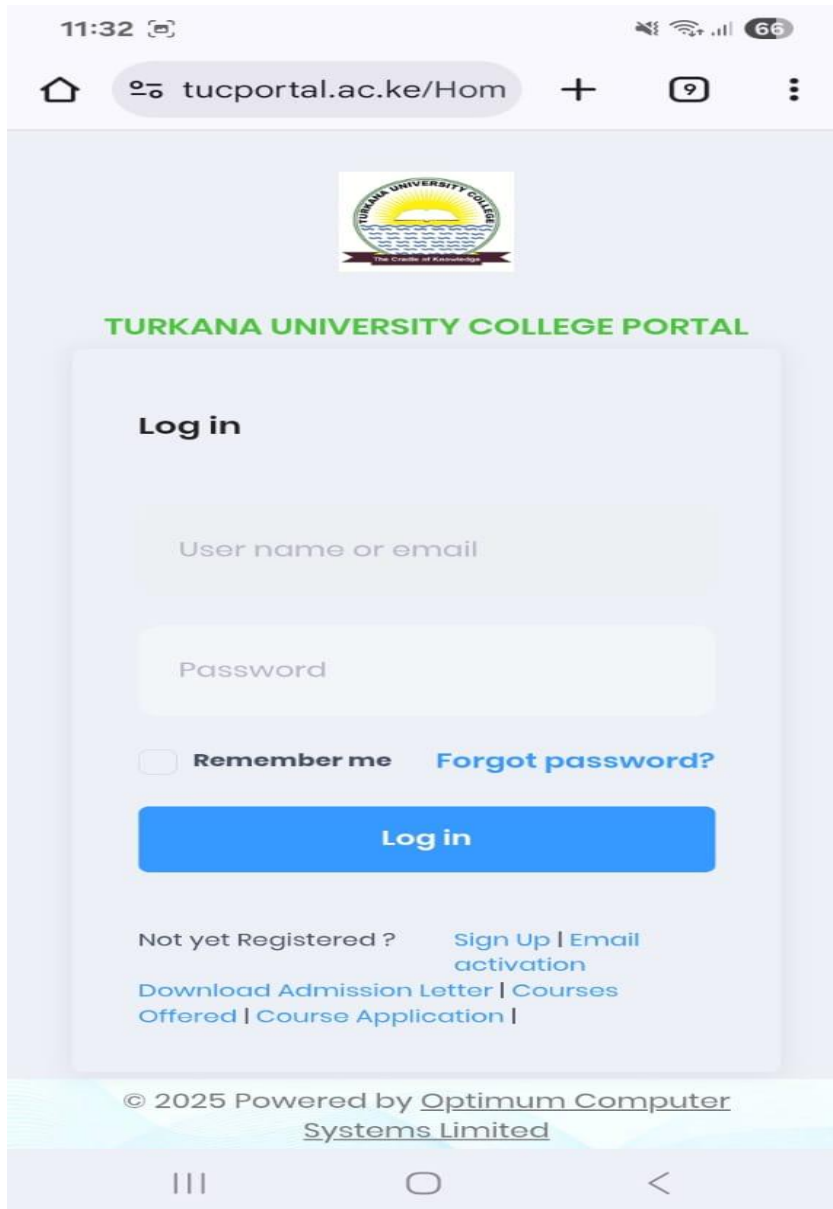


Turkana University College Student Portal Manual

How to create student portal

1. Type `tucportal.ac.ke`



The screenshot shows a mobile browser interface. At the top, the status bar displays the time 11:32, signal strength, and battery level at 66%. The browser's address bar shows the URL `tucportal.ac.ke/Hom`. Below the address bar is the Turkana University College logo, which features a sun rising over water with the text "TURKANA UNIVERSITY COLLEGE" and "The Cradle of Knowledge".

The main heading is "TURKANA UNIVERSITY COLLEGE PORTAL" in green. Below this is a "Log in" section with two input fields: "User name or email" and "Password". There is a "Remember me" checkbox and a "Forgot password?" link. A blue "Log in" button is positioned below these fields.

At the bottom of the login section, there are links for "Not yet Registered ? Sign Up | Email activation", "Download Admission Letter | Courses Offered | Course Application |", and "Sign Up | Email activation".

The footer of the page states "© 2025 Powered by Optimum Computer Systems Limited".

Click on sign up

11:33 [notification icon] [camera icon] [signal icon] [Wi-Fi icon] [battery icon 66]

Sign up

Category

Student ▾

Admission Number

Email address

Phone number

Password

Password (repeat)

[Back](#) [Submit](#)

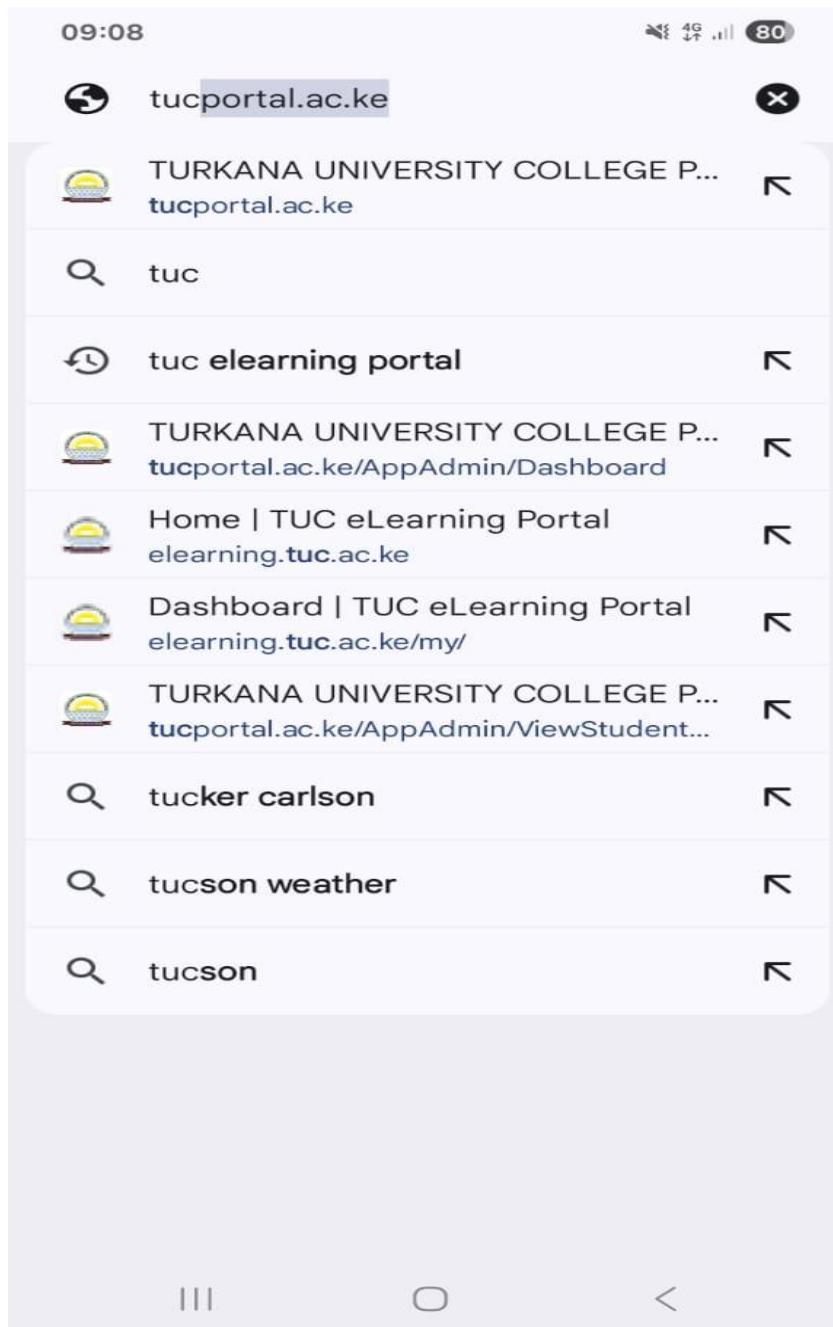
© 2025 Powered by [Optimum Computer](#)

III O <

Click the details required then sign up

HOW TO LOG IN

2. Type `tucportal.ac.ke`



3. Admission number is the User name
Password: phone number

09:19

78



tucportal.ac.ke/Hom



10



TURKANA UNIVERSITY COLLEGE PORTAL

Log in

eda/b/0000/2025

.....|

☐

Remember me

[Forgot password?](#)

Log in

Not yet Registered ?

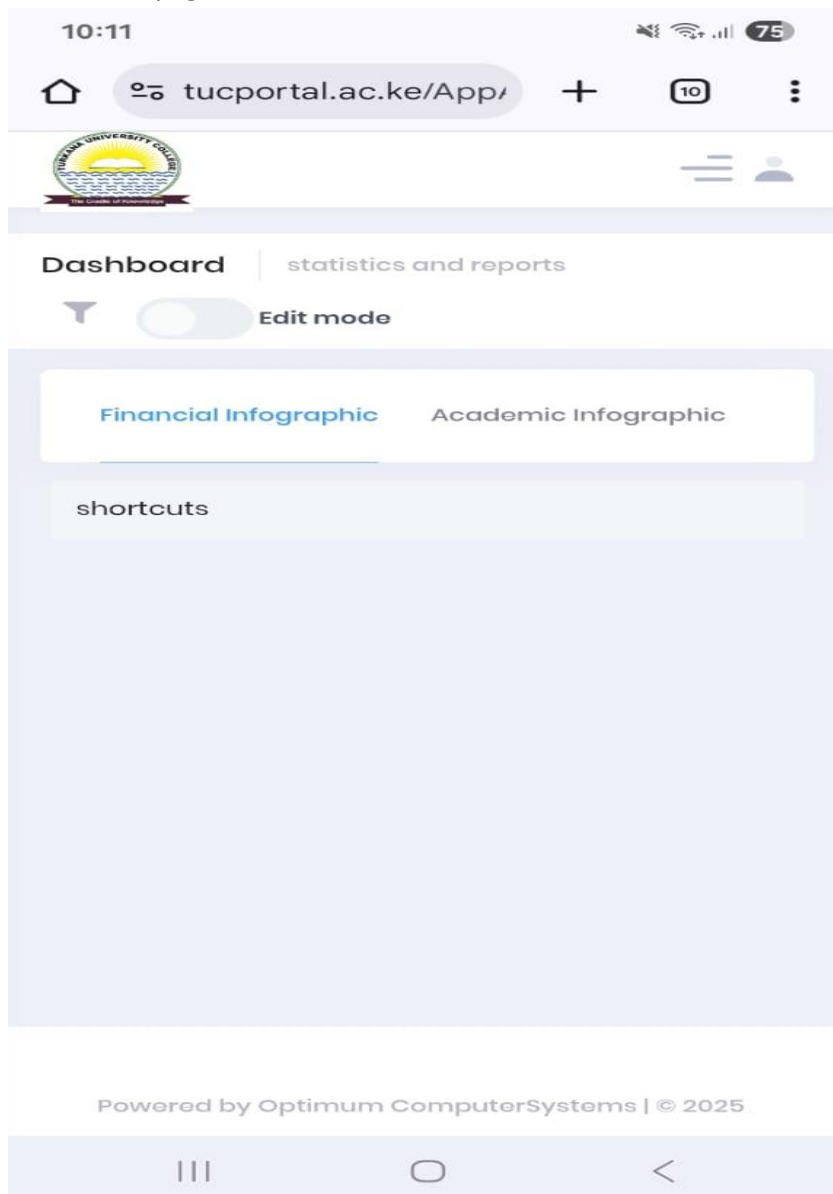
[Sign Up | Email
activation](#)

[Download Admission Letter](#) | [Courses
Offered](#) | [Course Application](#) |

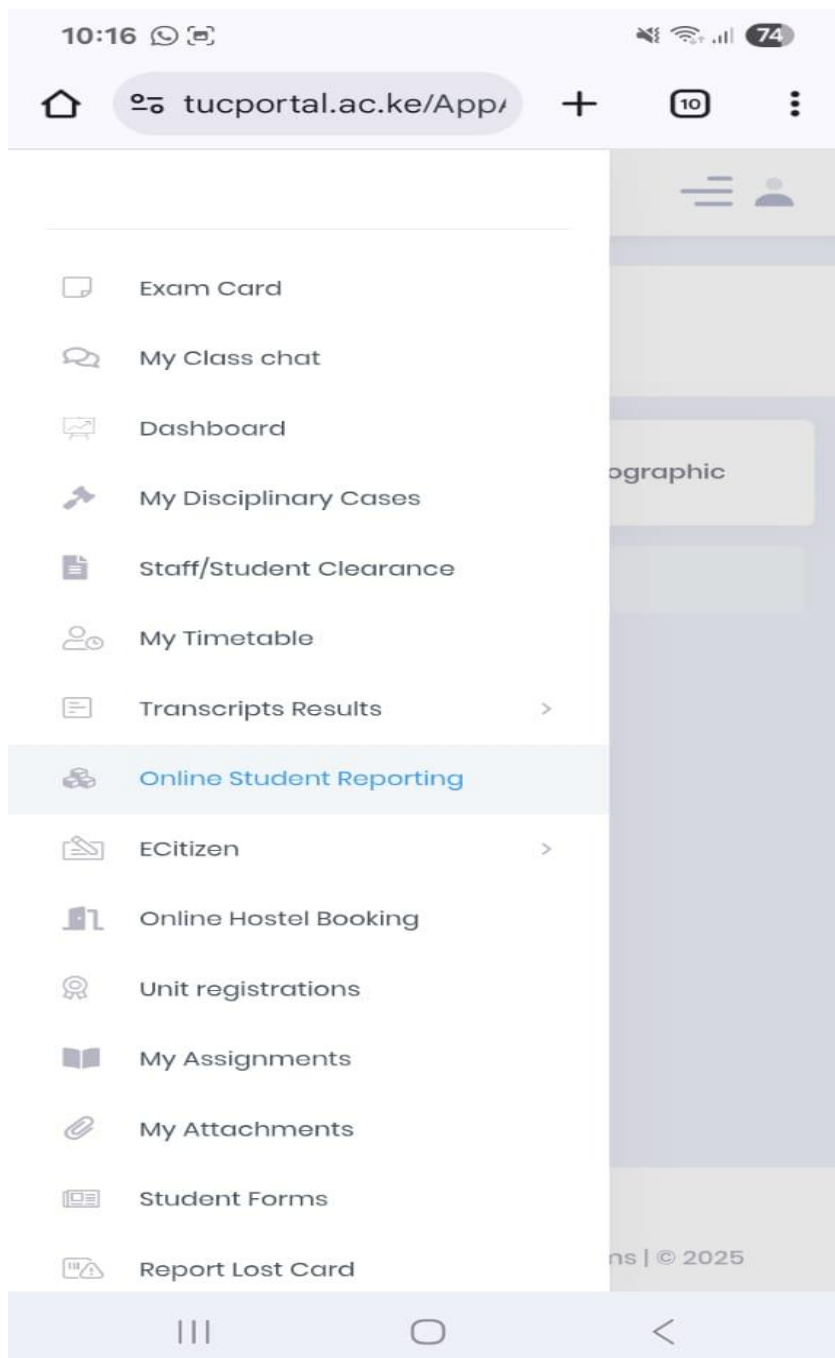
© 2025 Powered by [Optimum Computer
Systems Limited](#)



4. Portal homepage



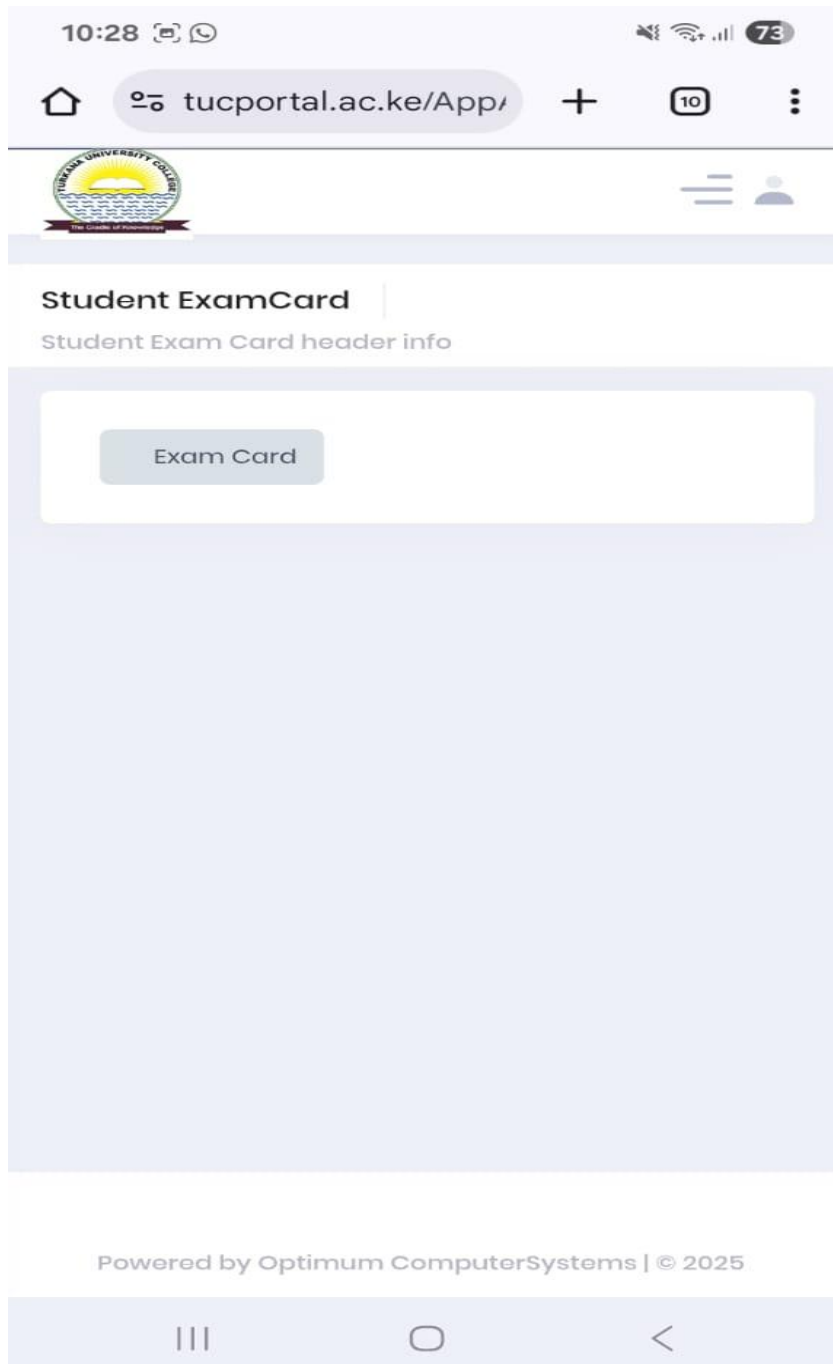
Click on the three lines at the right side, to open all portal menu



Portal menu

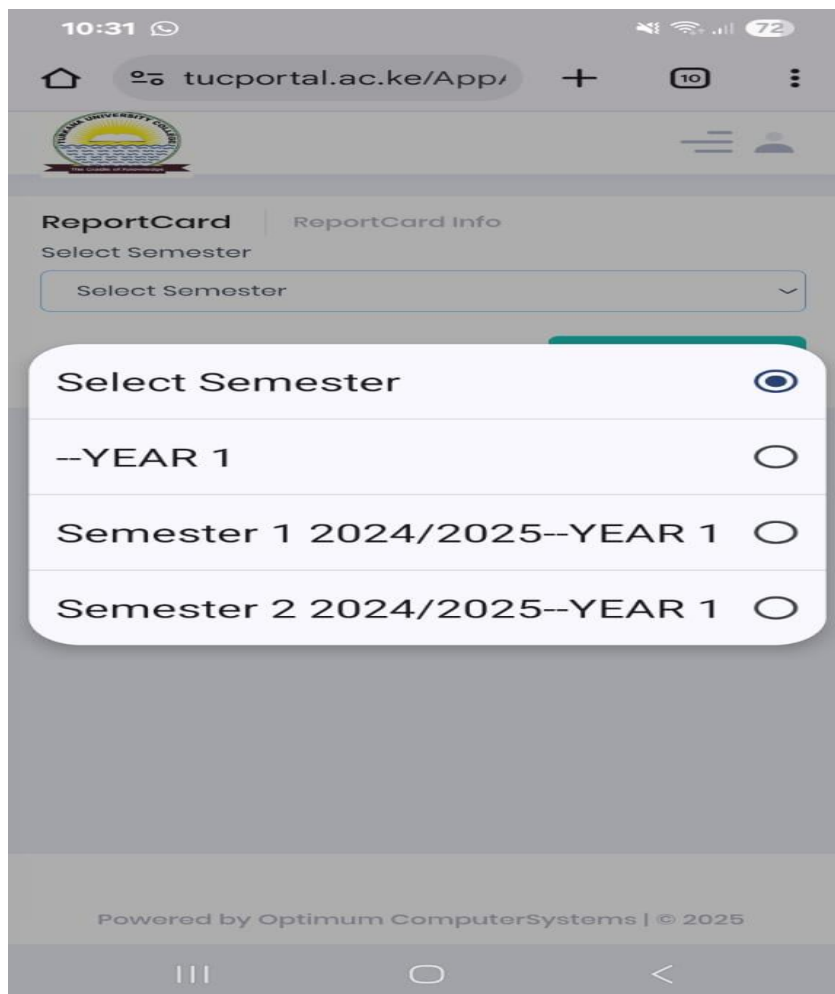
1. Exam card

Used to print exam card, will only be available during exam time.



2. Transcript result

Used to download result slips for exams already done



5. Student Reporting

Ensure you report each new semester using the student reporting

10:48

71



tucportal.ac.ke/App/



10



Student reporting

Student reporting header info

Search...



Term



Class



Semester 1 2024/2025

EDA/SEPT/2024

Semester 2 2024/2025

EDA/SEPT/2024

Showing 1 to 2 of 2 entries

Show

10



entries



1

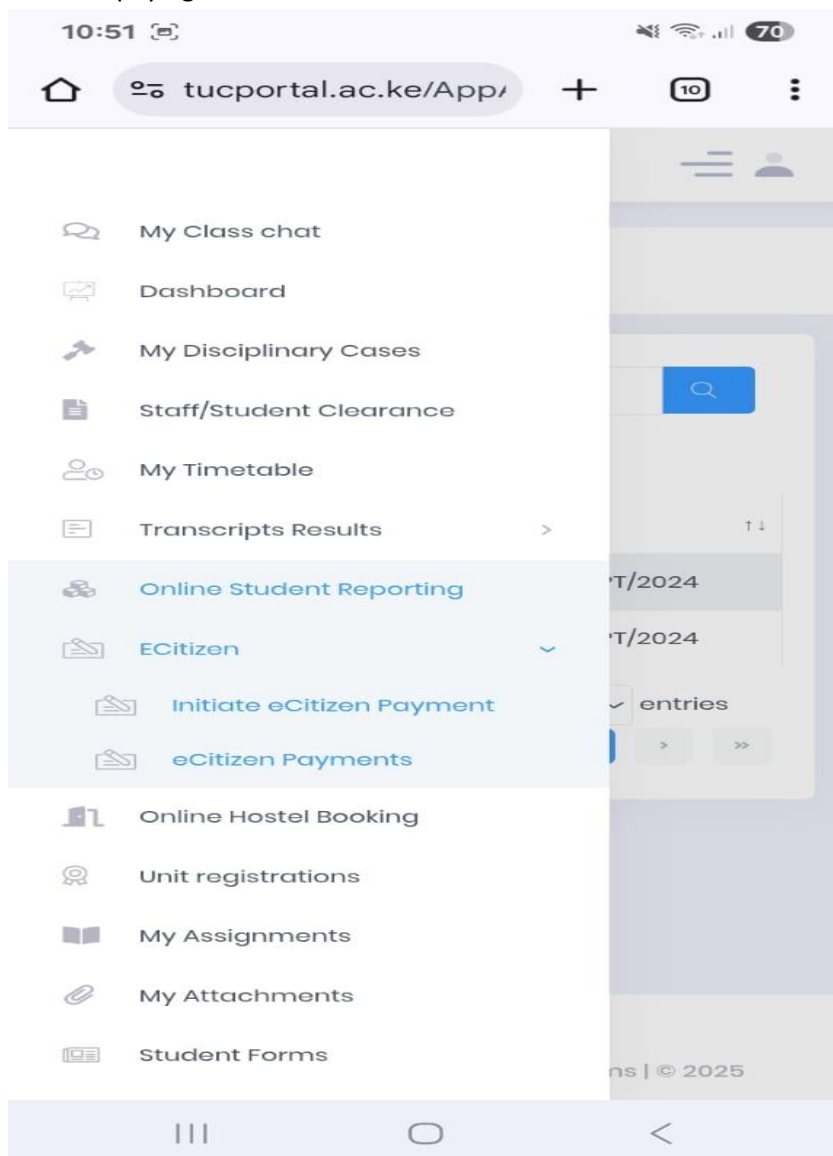


Powered by Optimum ComputerSystems | © 2025

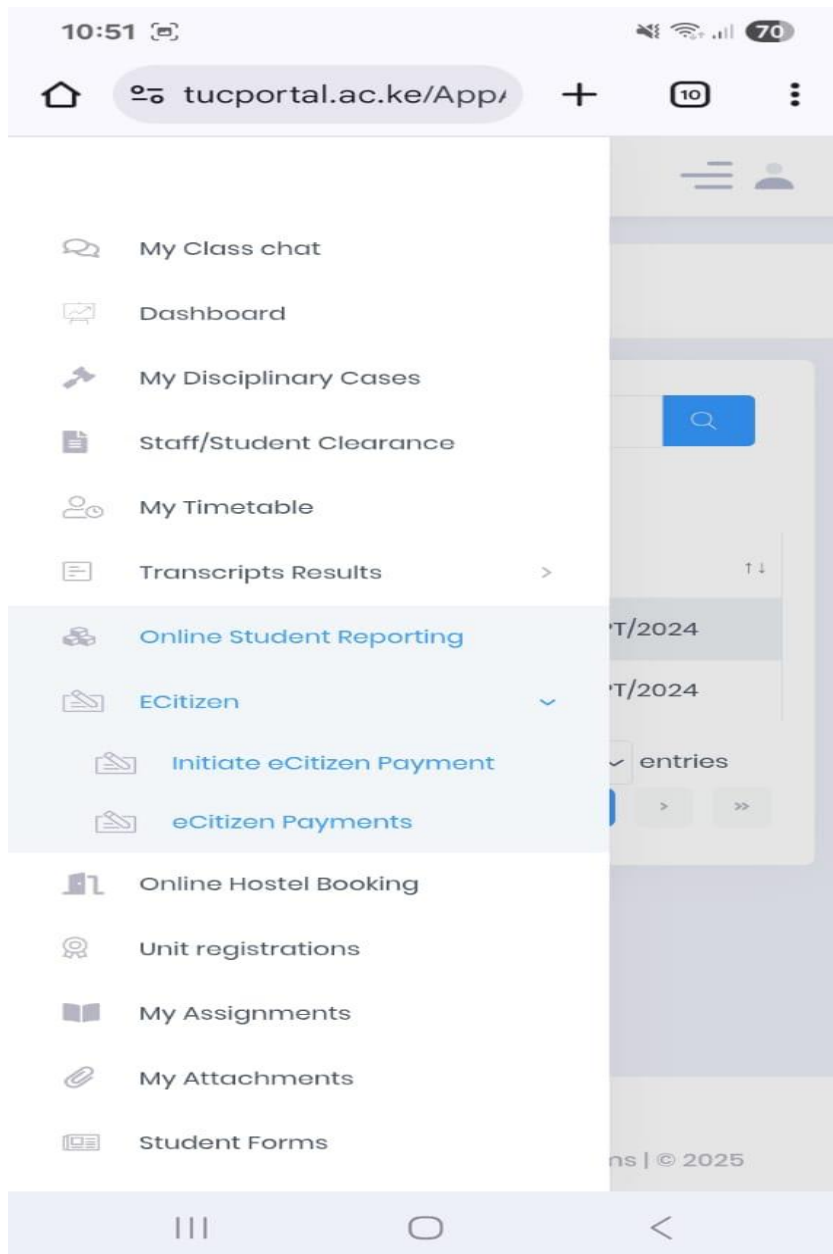


6. ECITIZEN

Used for paying fee




Click on initiate payments



Click on fee category

10:53 100% 70%

tucportal.ac.ke/App/


 Tuske University College of Business


eCitizen Payment | eCitizen Info

Fee category

Diploma exam remarking

Amount

 Pay



Choose the category you are paying for example fee

10:57 [Icons] 70

Masters Special Exam	<input type="radio"/>
Degree special exam	<input type="radio"/>
Diploma Special Exam	<input type="radio"/>
Masters Exam Remarking	<input type="radio"/>
Degree Exam Remarking	<input type="radio"/>
Undergraduate Graduation	<input type="radio"/>
Postgraduate Graduation	<input type="radio"/>
Fee Payment	<input checked="" type="radio"/>
library charges	<input type="radio"/>
Certificate Storage fee	<input type="radio"/>
Gown Penalty	<input type="radio"/>
Hostel Fee	<input type="radio"/>

III O <

Input the amount to pay, and then click pay


10:58

69

tucportal.ac.ke/App/

+

10



eCitizen Payment


eCitizen Info


Fee category

Fee Payment

Amount

20000

 Pay



The system will send you a prompt to key in Mpesa password to complete the payment

11:01

tucportal.ac.ke/App/

eCitizen Payment | eCitizen Info

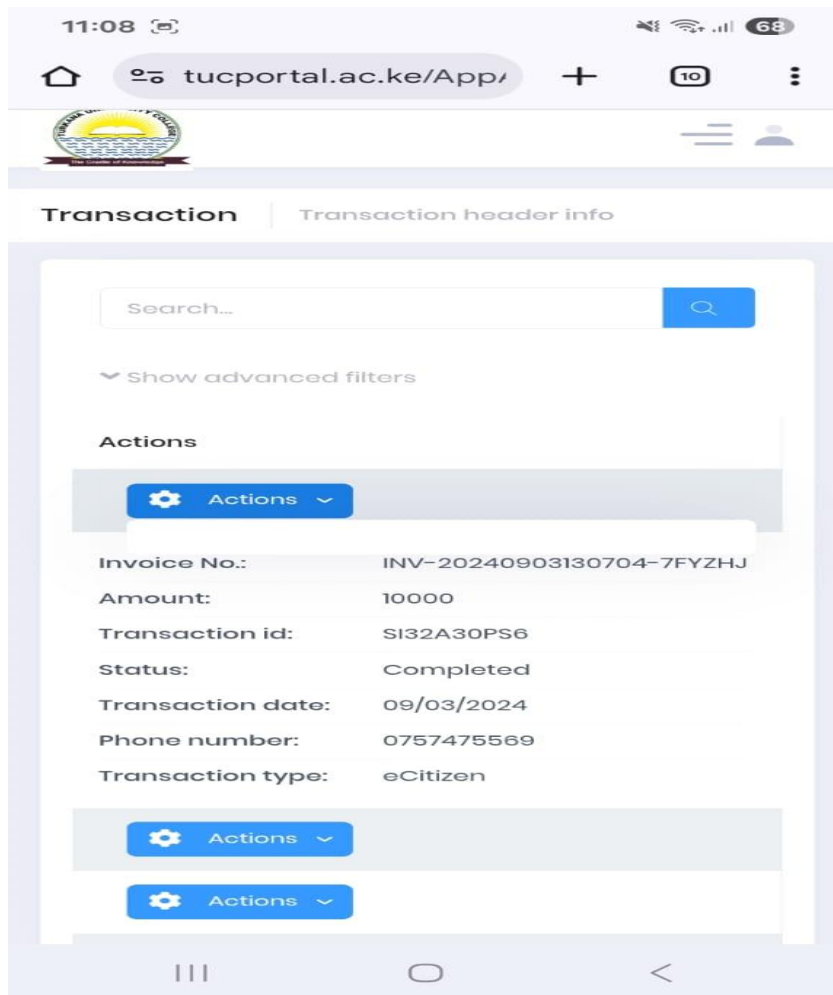
PAYMENT REF TOTAL BILL
XRRXEEVZ KES 20,000.00

Select Payment Mode

- Pesalink
- Standard Chartered Bank
- Pesaflow Direct
- SBM Bank
- EcoBank
- Sidian bank

6.2 E- Citizen payment.

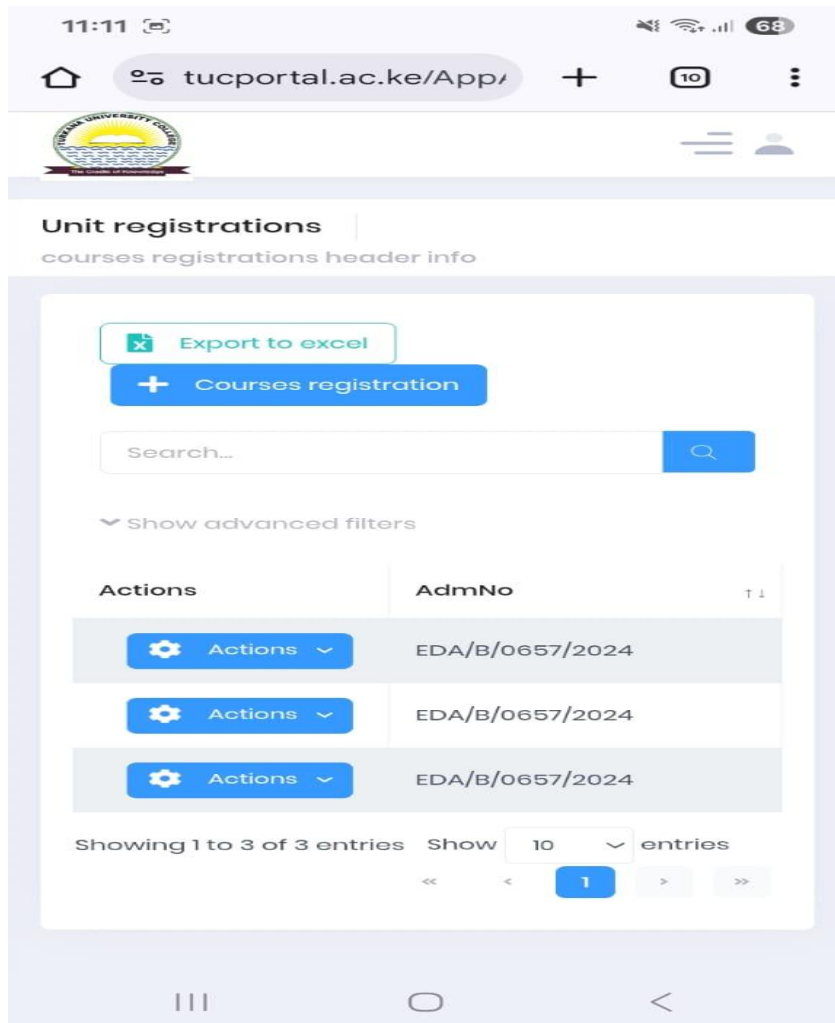
Use the e-citizen payment to see successful transaction



7. Unit registration

Unit registration is for registration of unit to be done during that semester

Click on unit registration



Click on course registration

11:26

tucportal.ac.ke/App/

Specialization :
MAT-GEO

semester 2

	Code	Name
<input type="checkbox"/>	BIT 214	WEB SYSTEMS AND TECHNOLOGIES I
<input type="checkbox"/>	CIT 211	Educational Media And Resources
<input type="checkbox"/>	CIT 212	Curriculum Studies
<input type="checkbox"/>	CIT 221	EDUCATIONAL MEDIA AND RESOURCES
<input type="checkbox"/>	CIT 222	CURRICULUM STUDIES
<input type="checkbox"/>	EDF 211	Philosophy Of Education
<input type="checkbox"/>	GEO 221	SPATIAL ORGANIZATION
<input type="checkbox"/>	GEO 222	INTRODUCTION TO GEOGRAPHIC THOUGHT
<input type="checkbox"/>	MAT 202	LINEAR ALGEBRA II
<input type="checkbox"/>	MAT 204	Algebraic Structures
<input type="checkbox"/>	MAT 222	Advanced Calculus
<input type="checkbox"/>	STA 242	Bivariate Analysis

Cancel Register

Choose the unit you are taking and register them.

NB: failure to register unit(S) means you are not taking that unit (s)